















1

Search... A TO Z EXPORT

PRODUCT	PRICE	ACTION	INVOICE	STATUS
1 Products	\$0			Pendir
8 Products	\$342.92			Comple
5 Products	\$327.24			Pendir
8 Products	\$424.5			Comple
8 Products	\$361.96			Pendir
8 Products	\$504.34			Pendir
8 Products	\$494.58			Pendir

Go to the "Orders" page. Click the pencil icon by the order you want to edit.

2

Update Order

Select Customer: 10 Lynn's (Greybull) Harvesting Date: 11/20/2023

Product	Quantity	Qty #1	Qty #2	Price	Total
10 22PH	10	10	10	3.5	\$35.00
8 18BL	8	8	8	2.5	\$20.00















Sub Total: \$34.00
Total: \$34.00

CANCEL UPDATE

Make the changes you want to make and then click update. This will update the invoice instantly.

3

Search... A TO Z EXP

DATE	PRODUCT	PRICE	ACTION	INVOICE	STA
	1 Products	\$0			Pi
	8 Products	\$342.92			Cor
	5 Products	\$327.24			Ph
	8 Products	\$424.5			Cor
	8 Products	\$361.96			Ph
	8 Products	\$504.34			Ph
	8 Products	\$494.58			Ph

To delete an order click the garbage can icon. This will delete the order and the invoice.